

# Teamwork



## Get Started



or



Get grid paper and a pencil.

Put **1** **2** **3** **4** in a bag.

## Repeat for Each Round

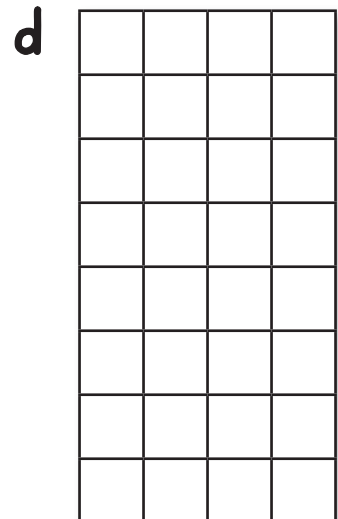

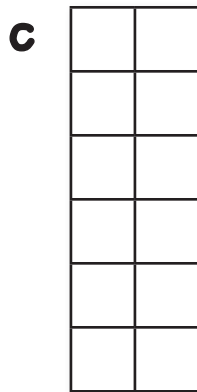
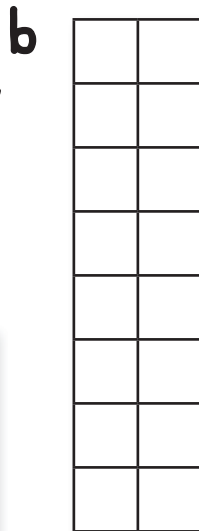

Choose **a**, **b**, **c**, or **d**.

Pick a tile. Pick two tiles if your group has only two students.

Do the jobs listed below in order.

To find your job, find the number that matches the tile you chose.

- 1** Look at the given rectangle. It represents a garden. Give the length and the width of the garden. Tell how many feet of fence you need to enclose the garden.
- 2** Draw a different rectangular garden that requires the same amount of fencing as the first one.
- 3** Explain how to find the area of the first rectangular garden.
- 4** Explain how to find the area of the second rectangular garden. Tell which garden has more space for planting.



If you have more time



Draw another rectangular garden on grid paper.

Repeat steps 1 – 4 for your garden.