


clip and Cover




Get Started



Get 10 squares in one color and 10 in another color, one paper clip, and one number cube. Take turns.

At Your Turn











Toss one cube to find your oval. **EXAMPLE:**  Choose the 3rd oval on the left, **or** choose the 3rd oval on the right. Mark your oval with a paper clip.

How to Play

Match your chosen polygon with its name. Explain why your chosen polygon has that name. Cover the answer. Lose your turn if the answer is taken.

How to Win

The first player or team to get any three connected rectangles in a row or column wins.

	hexagon	9-sided polygon	square	13-sided polygon	
	10-sided polygon	hexagon	quadrilateral	12-sided polygon	
	pentagon	triangle	7-sided polygon	pentagon	
	11-sided polygon	quadrilateral	10-sided polygon	octagon	
					

If you have more time



Play again! Tell how many vertices there are in the shape that you choose.