

Teamwork



Get Started



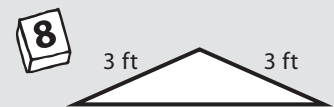
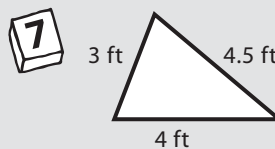
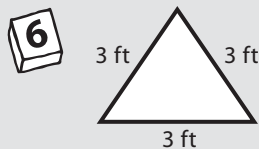
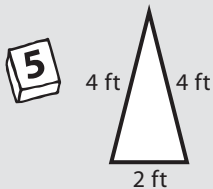
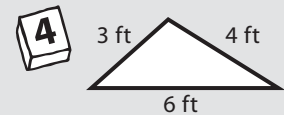
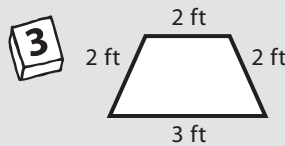
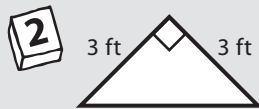
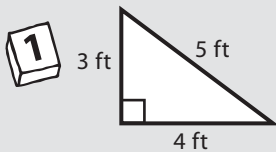
or



Put **1** **2** **3** **4** **5** **6** **7** **8** in a bag. Take turns.

Repeat for Each Round

Pick a tile. Find the geometric figure next to that number. Ask your team to help you find the phrase that describes your figure. Explain why. Put your tile in the space that has the same letter as the description you chose.



- a. an obtuse, scalene triangle
- c. an acute, isosceles triangle
- e. an acute, equilateral triangle
- g. an acute, scalene triangle

- b. a right, isosceles triangle
- d. an obtuse, isosceles triangle
- f. a right, scalene triangle
- h. not a triangle

a	b	c	d
e	f	g	h

If you have more time



Draw a triangle for each description in **a** — **h** above.