

Think Together



Get Started



or



Put **1** **2** **3** **4** in a bag.

For Each Round


Choose **A**, **B**, **C**, **D**, **E**, or **F**.

Pick a tile. Pick two tiles if your group has only two students.


Tell your group if the word next to your number names the shape.

Discuss: Which three names describe the geometric figure? Why?


Decide: Which name does not describe the figure? Why not?

A 

1	rectangle
2	rhombus
3	parallelogram
4	trapezoid

B 


1	equilateral
2	isosceles
3	quadrilateral
4	acute

C 


1	quadrilateral
2	parallelogram
3	rectangle
4	rhombus

D 

1	quadrilateral
2	parallelogram
3	trapezoid
4	4-sided figure

E 

1	parallelogram
2	quadrilateral
3	rectangle
4	rhombus

F 

1	4-sided figure
2	quadrilateral
3	kite
4	trapezoid

If you have more time



Make up a "Think Together" question about quadrilaterals.

Challenge your classmates to think together to answer your question.